



Seattle Council PTSA Presents

How do we fund HB 2261?
Background Info for a Conversation with the
Honorable Frank Chopp,
Speaker of the House

September 17, 2009

every child. one voice.

Presentation Agenda

- Basic Ed Today
- Promise of 2261
- Current Basic Ed Funding
- Protecting the status quo
- Funding 2261

Basic Ed Today - Unacceptable Outcomes

- **Only 17% of Seattle public high school graduates meet entrance requirements for a WA 4-year college or university** (Seattle Sup., Fall 2008)
 - 83% of graduates will need remediation if they pursue higher education
- **52% of WA high school graduates need remedial classes for Community College and Technical schools.**
 - 44% of 2006 high school graduates took remedial classes at Seattle Central Community College.
- **The State Simply does not pay for enough periods per day for graduates to be prepared.**
- **In Seattle 25% of students opt-out and go private**

WA State Grad. Rates - 33rd in USA



Of 100 9th graders:



69 graduate from high school on time



33 enter a community college or university



24 return for their sophomore year



17 receive a diploma within 6 years

US National HS Grad rate is 68.6% and range from 54.5 % to 86.3%, WA is #33 out of 52.

(source HigherEdInfo.org)

Source: National Collaborative for Postsecondary Education Policy. 2003. "Report to the Washington Advisory Group," September 29. 4

State Graduation Requirements



Subject	WA State	Min for 4 year College	Meaningful HS Diploma CORE 24
English	3	4	4
Math	2	3*	3
Science	2	3 (2 lab)	3 (2 lab)
Social Studies	2.5	3	3
World Lang	0	2	2
Arts	1	1	2
Health/Fitness	2		2
OC ED	1		3
Electives	5.5		2
Total	19		24

Seattle requires 20 credits for graduation

Promise of HB 2261

“**Redefines basic education** as the opportunity for students to graduate with a meaningful high school diploma. Prepared for college and/or a family-wage job”

- Create a “**prototypical school**” funding model
- Core 24 – This aligns high school requirements with college and employer requirements.
- Increased instructional hours -- Six periods in middle and high school.
- Roll-out, all-day Kindergarten and reduced class size K-3
- Enhanced allocations for low income, bilingual and highly capable.

Implementing HB 2261

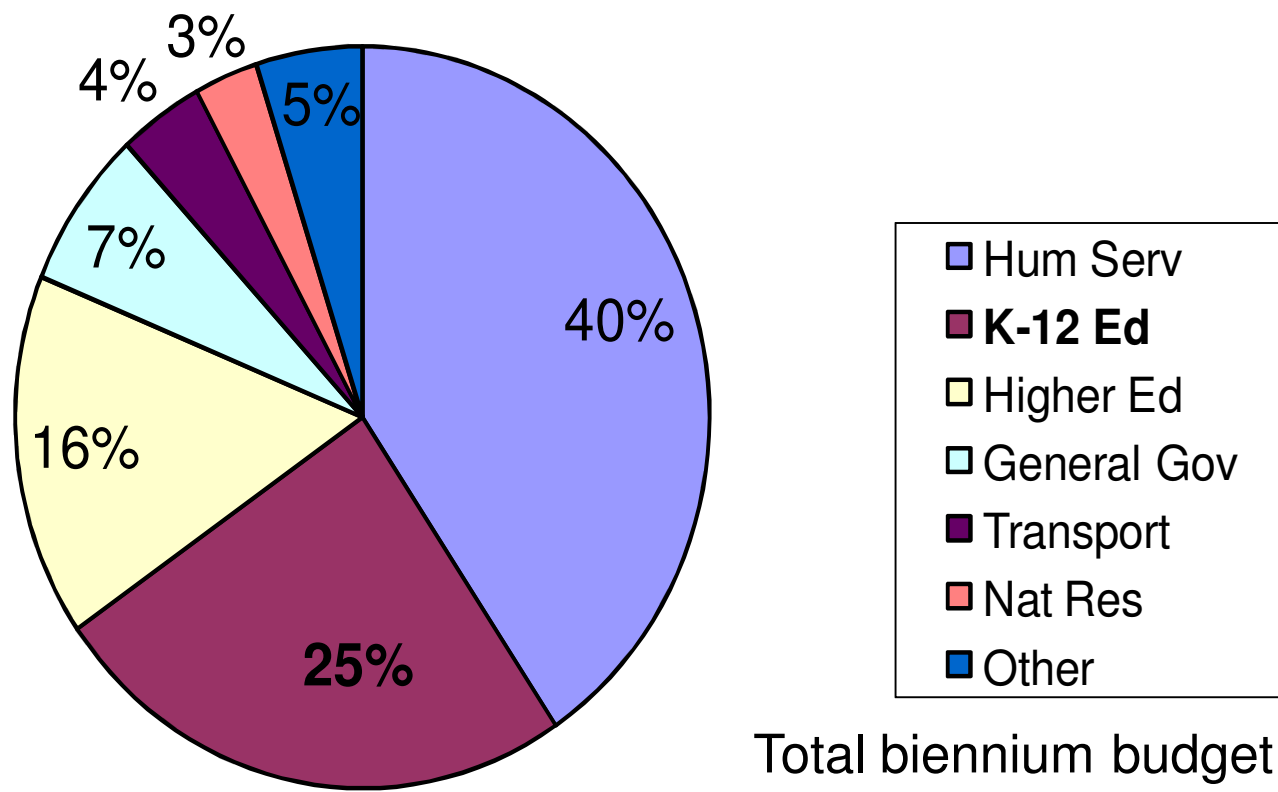
- **Quality Educational Council (QEC)** to recommend steps and monitor the implementation both short-term and long-term.
 - Report due January 1, 2010
- **Funding Formulas Working Group** directed by OFM with OSPI
 - Report due December 1, 2009
- **State Board of Education (SBE)** to continue work on school and district accountability.
 - Report due December 1, 2009
- **Professional Education Standards Board (PESB)** to establish educator certification standards, assessments and educator preparation programs.
 - Report due January 1, 2010
- OSPI to establish a **K-12 Data Governance Group** to with short-term goals to design an K-12 data system and long-term responsibilities for data governance.
 - Preliminary Report due November 15, 2009



Basic Ed Funding

State Operating Budget ('07-09)

25% is for K -12 or \$7.5 billion/year



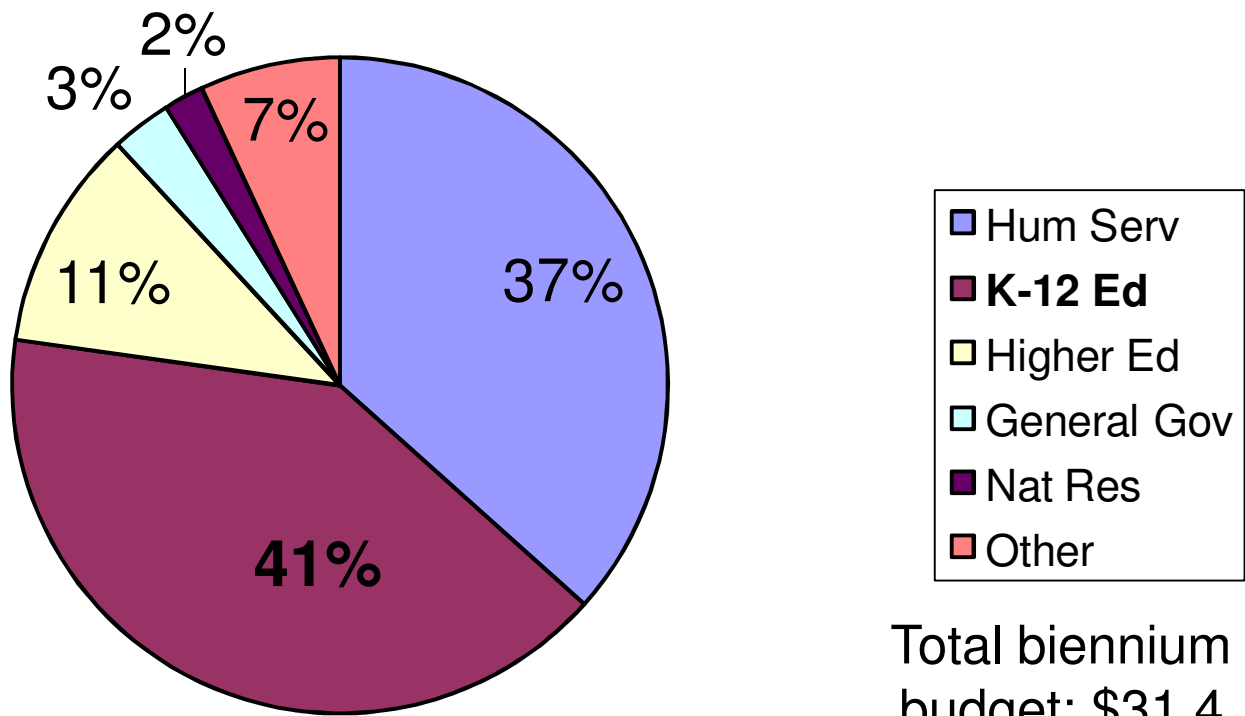
Total biennium budget:
\$56.7 billion

Source: <http://leap.leg.wa.gov/leap/budget/detail/2007/c0709highlights.pdf>

State General Fund ('07-09)

41% is for K-12

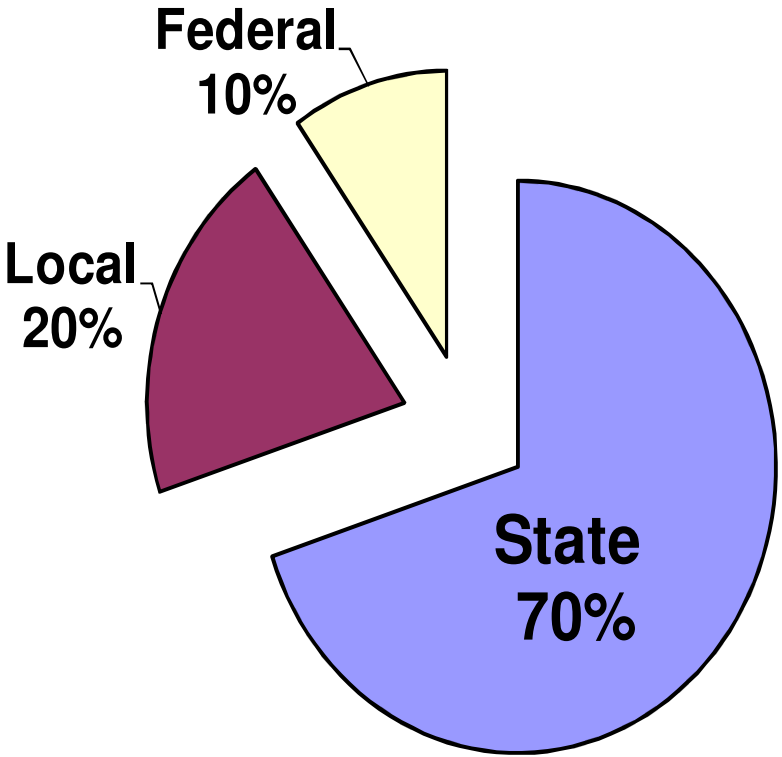
The General Fund is about 50% of the Operating Budget and the largest of the State's 400+ accounts



Total biennium budget: \$31.4 billion ('09-11)

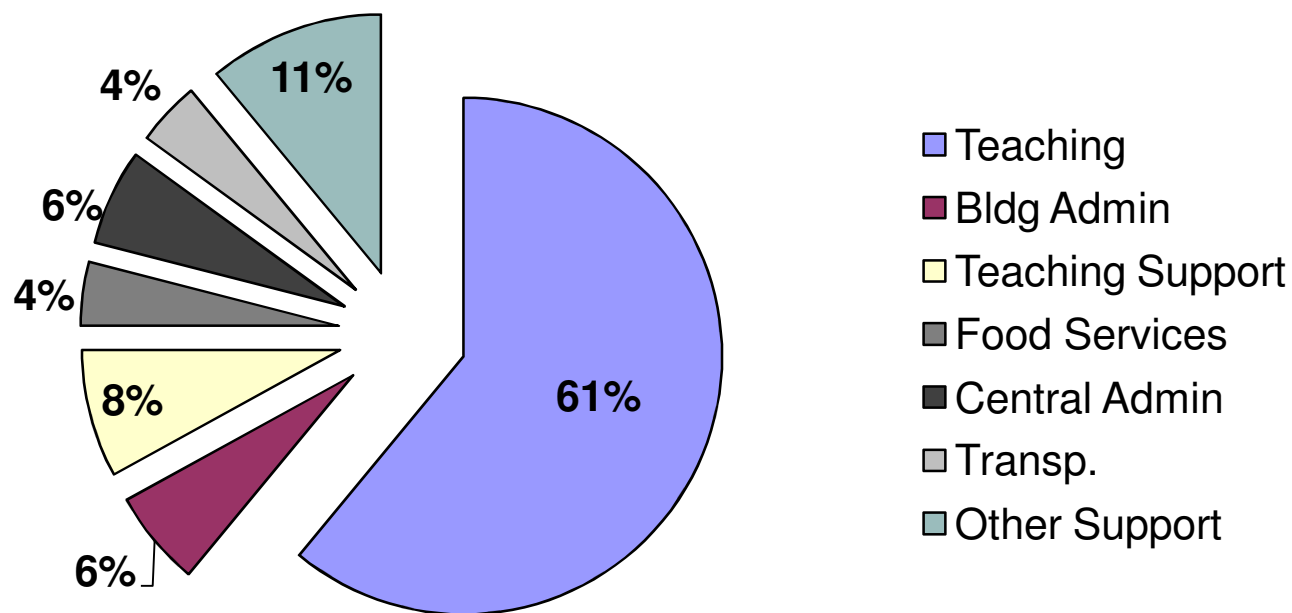
Source: <http://leap.leg.wa.gov/leap/budget/detail/2007/c0709highlights.pdf>

State Contributes 70% of K-12 Funding



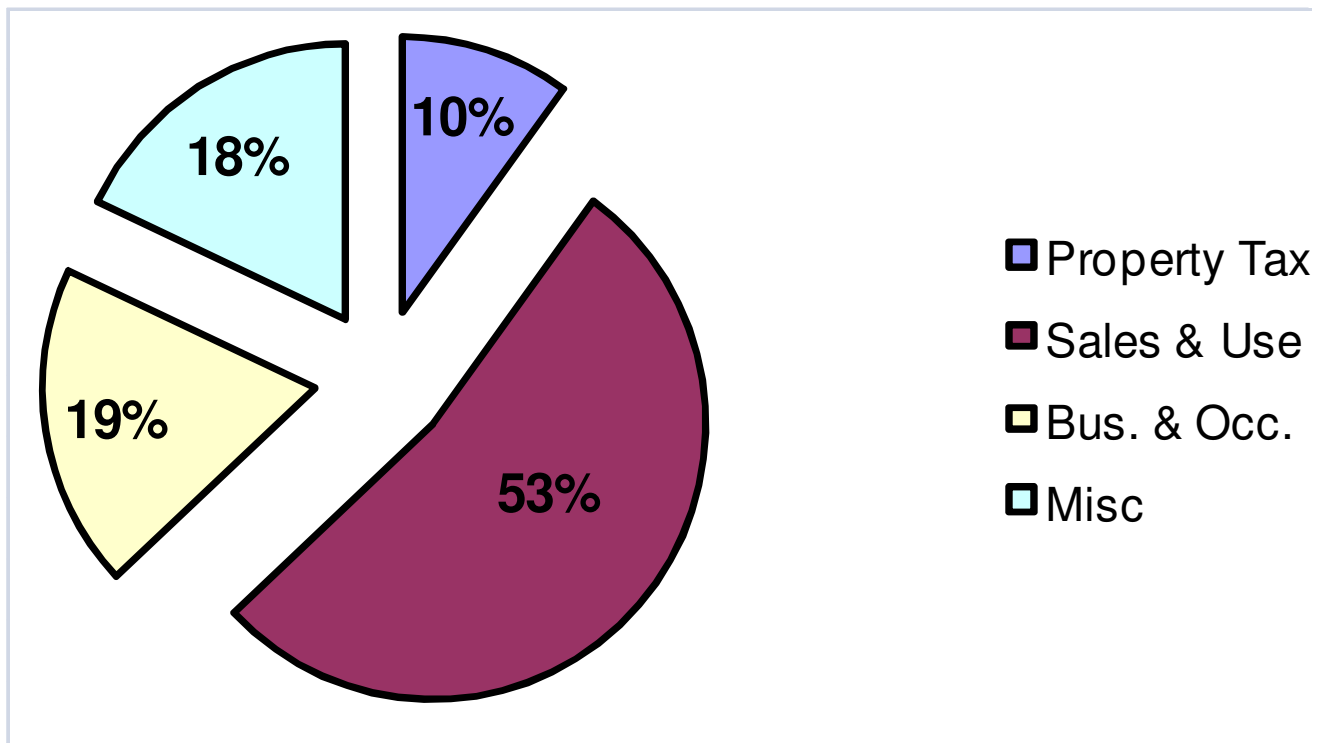
Source: Based on OSPI data for General Fund revenues for school year 2006-07.

Typical School District Expenses



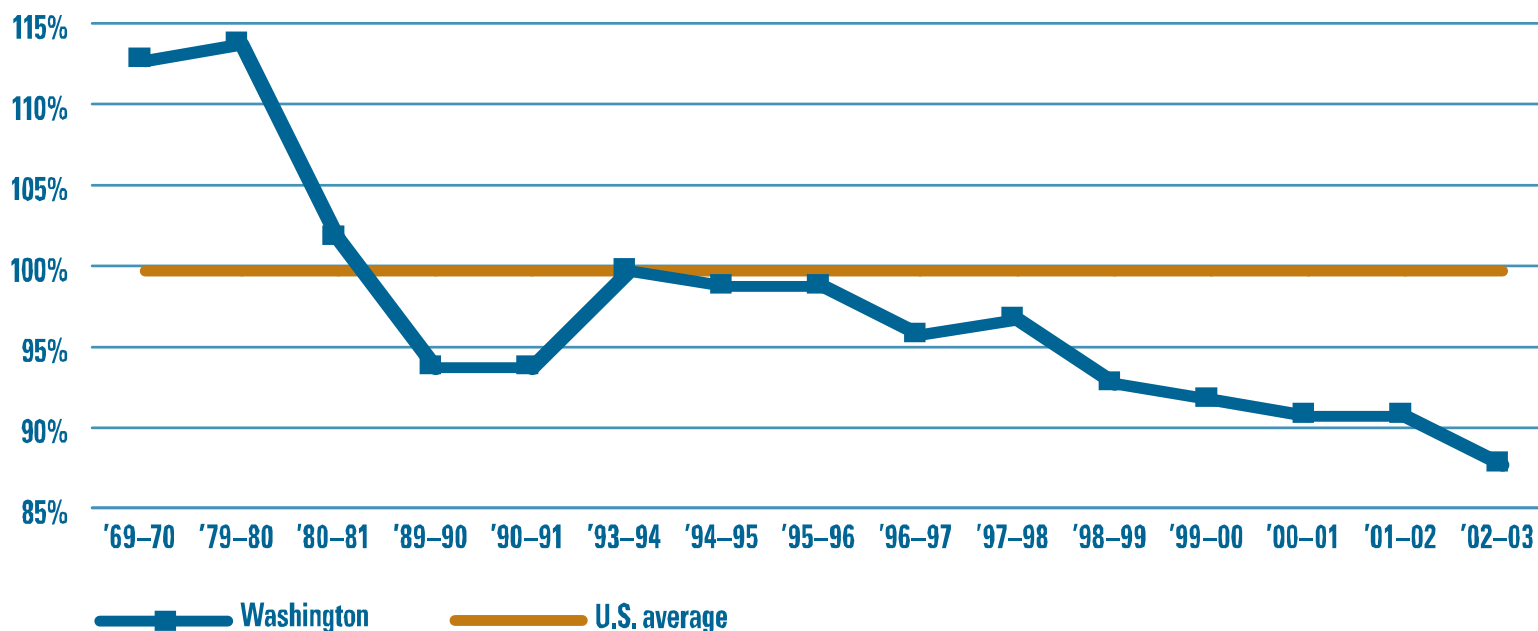
Source: League of Women's Voters – May 2009

General Fund Revenue Sources



Misc. includes: Cigarette, estate, public utility taxes, etc., plus Timber and Lottery Revenues.

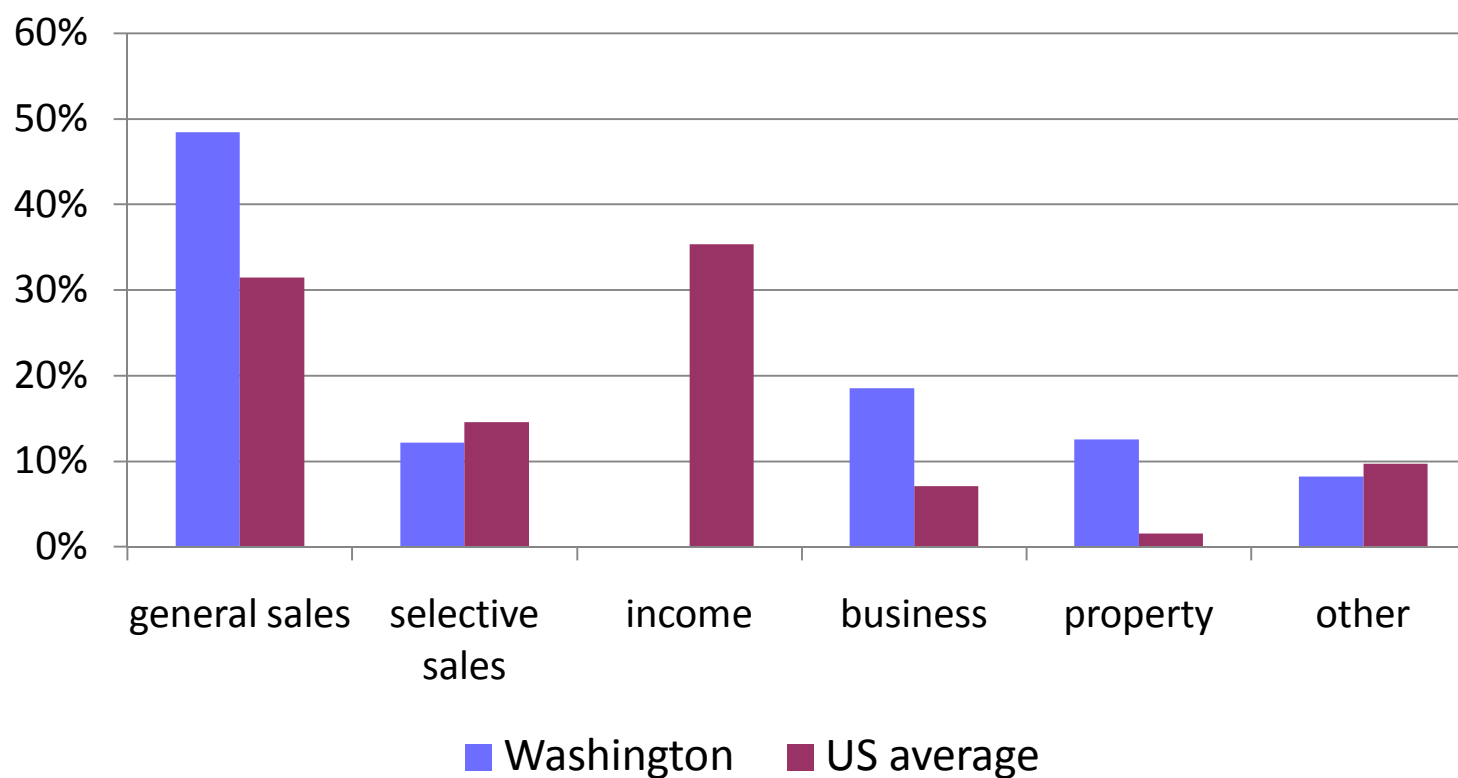
WA Per-Student Funding Compared to US Average - WA now 45th



Source: U.S. Dept. of Education. 2004. Digest of Ed. Statistics, Table 167. 2002-03 data from U.S. Census Bureau.

Current Ranking (Jan. 2009) by Ed Week
Per pupil, adjusted for regional cost
differences: WA RANKS #45

Revenue Sources - US Averages



Source: 2007 state tax collection by source, taxadmin.org

www.eoionline.org

Funding Realities

- Maintain Status Quo
 - Continue to pass School Levies and Bonds
 - Reject tax lids and restraints that affect Basic Ed
 - Endorse a “No” on I -1033
 - Reduces State General Fund revenues by an estimated \$5.9 billion by 2015.
 - **41% of the General Fund to K-12 that's \$2.4 billion**
Source: State of Washington Office of Financial Management
 - Reinstate cuts in biennium budget
 - COLA and I-728

Paying for 2261

- NEWS Lawsuit
 - Network in Excellence for WA Schools
- “Race to the Top” funds
- Funding \$2billion more per year
 - How will we get there?



Funding 2261

Presenting the Honorable Frank Chopp, Speaker of the House

Heidi Bennett, Legislative VP
heidi@SeattleCouncilPTSA.org

every child. one voice.