

Washington State



Ed Funding and Seattle School Levies

Heidi@SeattleCouncilPTSA.org

September 29, 2009

Education Crises

What are others saying?



“For the first time, public education officials are producing a generation of students less educated than their parents.”

- from Washington Learns, Governor Gregoire’s Report

“We lead the country in science and engineering jobs, but we are one of the states at the bottom in the production of scientists and engineers”

Mark Emmert, President UW

Basic Ed Today - Unacceptable Outcomes

- **Only 17% of Seattle public high school graduates meet entrance requirements for a WA 4-year college or university** (Seattle Sup., Fall 2008)
 - That's one in six who are eligible for 4-year college or university
- **52% of WA high school graduates need remedial classes for Community College and Technical schools.**
 - 44% of 2006 high school graduates took remedial classes at Seattle Central Community College.

WA State pays for less than:

1. **WA State Board of Education recommends for High School graduation.**
2. **The number of credits required to get into a four-year college.**

Source: State Board for Community and Technical Colleges, *Role of Pre-college (Developmental and Remedial) Education for Recent High School Graduates Attending Washington Community and Technical Colleges, 2006-07*, December 2007

State Graduation Requirements

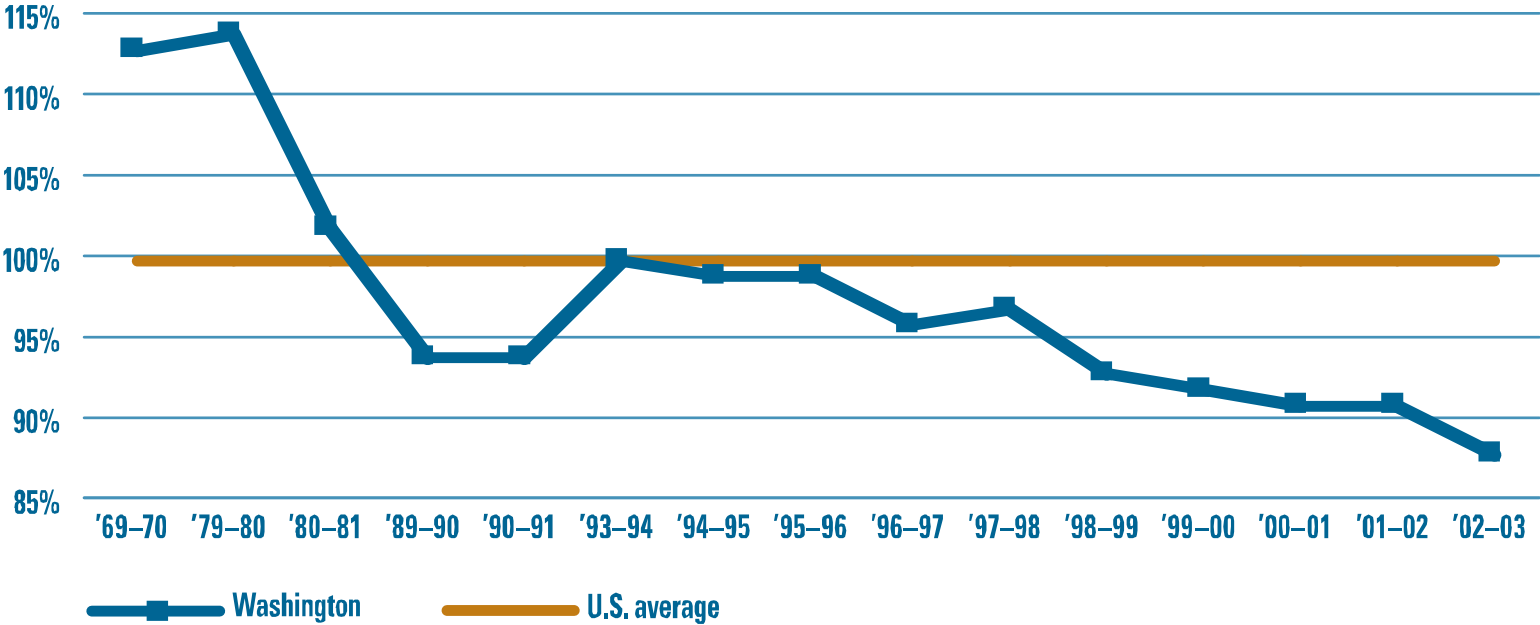


Subject	WA State	Min for 4 year College	Meaningful HS Diploma CORE 24
English	3	4	4
Math	2	3*	3
Science	2	3 (2 lab)	3 (2 lab)
Social Studies	2.5	3	3
World Lang	0	2	2
Arts	1	1	2
Health/Fitness	2		2
OC ED	1		3
Electives	5.5		2
Total	19		24

Seattle requires 20 credits for graduation



WA Per-Student Funding Compared to US Average - WA now 45th



Source: U.S. Dept. of Education. 2004. Digest of Ed. Statistics, Table 167. 2002-03 data from U.S. Census Bureau.

Current Ranking (Jan. 2009) by Ed Week
Per pupil, adjusted for regional cost
differences: WA RANKS #45

How do we compare?

- International PISA tests – in bottom 5, in most categories of 30 industrialized nations
- In the US rankings WA state is:
 - 46th in class size
 - 45th in per pupil funding
 - 41st in the percent of 8th graders who take Algebra - only 24%
 - 33rd in HS graduation rates

Promise of HB 2261


- “**Redefines basic education** as the opportunity for students to graduate with a **meaningful high school diploma. Prepared for college and/or a family-wage job**”. Passed into law May 2009, to take effect by 2018
- Create a “**prototypical school**” funding model
 - **Core 24** – This aligns high school requirements with college and employer requirements.
 - **Increased instructional hours** -- Six periods in middle and high school.
 - Roll-out, **all-day Kindergarten** and reduced class size K-3
 - Enhanced allocations for **low income, bilingual and highly capable**.
 - **Implementation by specific Council, Boards and Groups**
 - **Quality Educational Council (QEC), Funding Formulas Working Group** (Directed by OFM with OSPI), **State Board of Education (SBE), Professional Education Standards Board (PESB)**, OSPI to establish a **K-12 Data Governance Group**

Funding Realities

- **Maintain Status Quo**
 - Continue to pass School Levies and Bonds
 - Reject tax lids and restraints that affect Basic Ed
 - Defeat Initiative 1033
 - Reinstate cuts in biennium budget
 - COLA and I-728
- **Fund 2261 ??**

February 2010 SPS Levies



Schools  **first!**



February 9, 2010 Levies

- 3-year Operations Levy (General Fund)
 - Replaces expiring operating levy approved by voters in 2007
- 6-year Capital Levy:
 - Buildings, Technology & Academics III
 - Replaces expiring BTA II approved by voters in 2004

School Funding Election Cycle

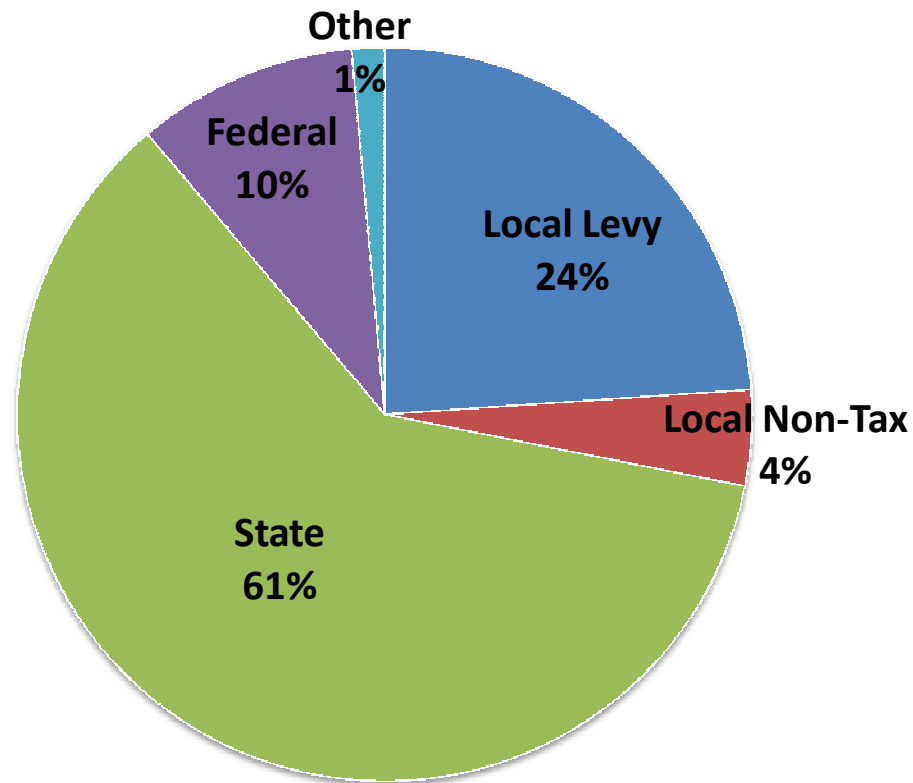


	1995	1998	2001	2004	2007	2010
Operating Levy		x	x	x	x	x
Capital Levy – Building Excellence (BTX)	x		x		x	
Capital Levy – Buildings, Tech. & Academics (BTA)		x		x		x

Operations Levy: Funds nearly 24% of annual budget



Seattle Schools Revenue Sources



Renewal of *Operating* Levy: 24% of budget



- **Teachers**
 - 6th period and language not funded by the state
- **Textbooks and classroom supplies**
- **Student activities: Sports, music, drama**
- **Counselors, librarians**
- **Bilingual and special education services**
- **Transportation, Utilities**
- **Technology and support**
- **Custodial support**

February 9, 2010: Proposed 3-Year Operations Levy



2011	\$140.3 M
2012	\$147.4 M
2013	<u>\$160.4 M</u>
Total	\$448.1 Million



February 9, 2010: Proposed 6-Year Capital Levy (BTA III)



Potential levy levels:
\$240 Million
\$270 Million

**Pays for hundreds of
building, technology
and academic projects
all across the district**

BTA III - School Board Guidance and Principles



- Align projects with the future Building Excellence IV (BEX IV) Capital Levy and the Facilities Master Plan,
- Use the Facilities Condition Index (MENG report),
- Align with the New Student Assignment Plan, Capacity Management and School Consolidation,
- Make progress in managing the maintenance backlog of repairs,
- Create a category of energy efficient, sustainable projects
- Use an inclusive process which included early school surveys and prioritized rankings utilizing cross departmental teams
- Projects that can be completed within the 6 year life of the levy.

Buildings, Technology and Academics III - \$240 Million Levy Level



- **Buildings – 53% or \$128.8 million**

Many small renovations and maintenance projects such as roofs, exterior and interior renovations, seismic upgrades, Americans with Disabilities Act (ADA)/ life safety, heating, ventilation, electrical, mechanical, green building upgrades and others

- **Technology – 15% or \$34.8 million**

Technology investments to support student learning and improve operating efficiency

- **Academics – 32% or 75.8 million**

Academic projects such as early learning classrooms, computer science rooms, special education spaces, athletic fields and others

Estimate Annual Total Property Taxes Based on Assessed Home Values



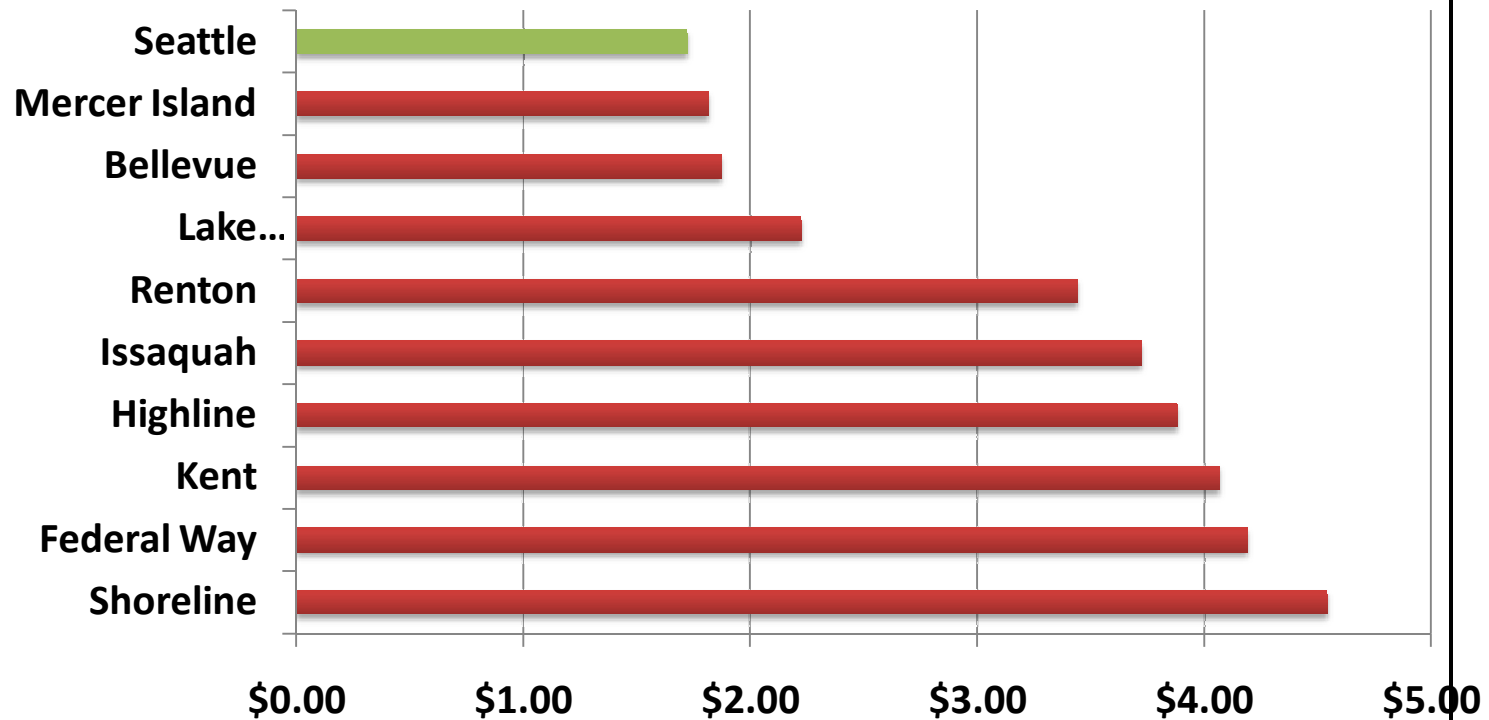
Assessed Home Value - 12/31/10	Estimated Total Property Taxes		
	2011	2012	2013
\$ 200,000	\$ 390	\$ 388	\$ 399
\$ 300,000	\$ 585	\$ 582	\$ 598
\$ 400,000	\$ 779	\$ 776	\$ 798
\$ 500,000	\$ 974	\$ 970	\$ 997
\$ 600,000	\$ 1,169	\$ 1,164	\$ 1,196

Note: Includes BEX, BTA and Operation levies.

2009 Total Levy Rates



2009 Total Levy Rates Per \$1,000 Assessed Value



February Levies Schedule



- Community meetings Sept. 22, 24, 28
- Board Work session October 7, 2009
- Levy resolutions - introduction November 4, 2009
- Public hearing November 12, 2009
- Levy resolutions – adoption November 18, 2009
- **Levy election February 9, 2010**



February Levies Next Steps

- For more information go to:
 - www.SchoolsFirstSeattle.org
 - www.SeattleSchools.org
- **Have every PTA donate to the campaign**
 - \$500 - \$5000 or what your PTA can afford
 - Minimum of 2% of your annual fundraising
- **Every school needs “Levy Captain”**
 - Dec. to Feb 9 -- short commitment
 - Distribute signs, recruit for phone banks, distribute information
 - **Only 30% of parents vote – we need to reach more VOTERS**
 - Contact your PTA Legislative Chair or SCPTA
 - Heidi@SeattleCouncilPTSA.org or 206-781-5566
- **Levy election** **February 9, 2010**

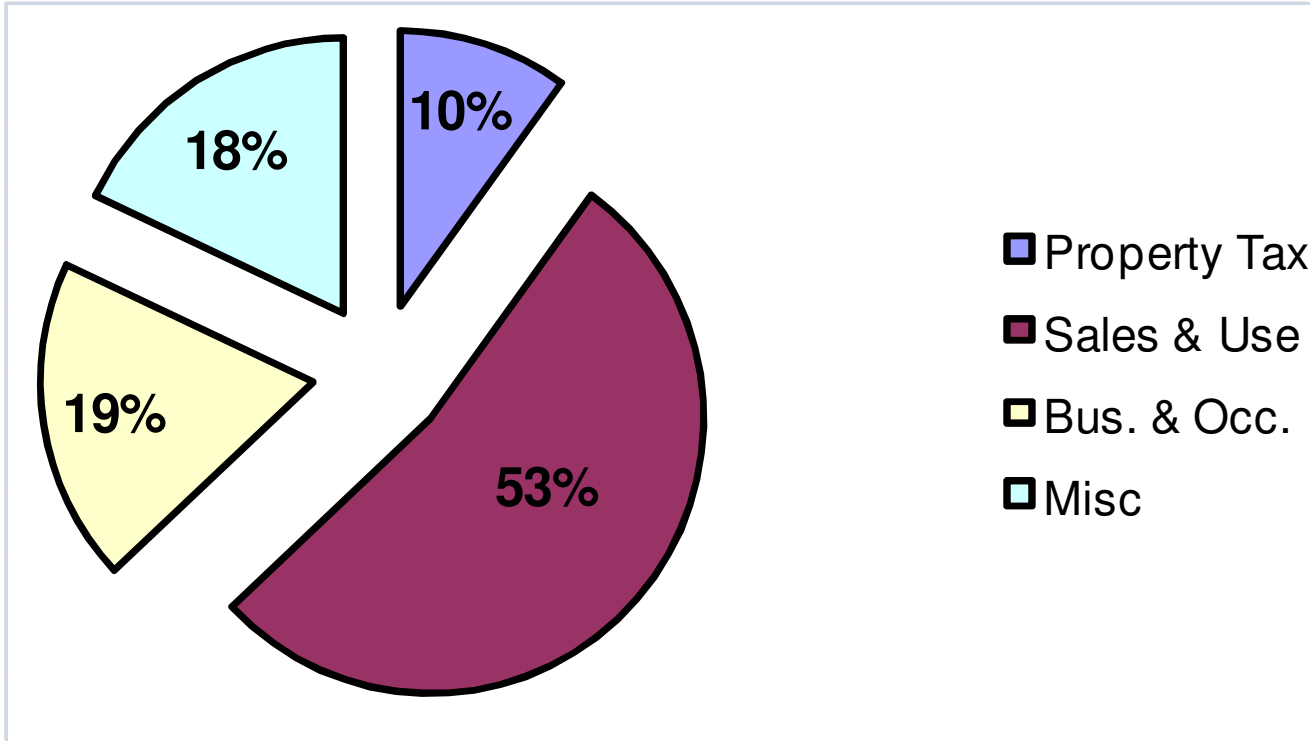
Initiative 1033 - Tim Eyman

- **Limits revenue growth**
 - **Limiting the tax burden of WA citizen's by limiting the growth of the General Fund** (State, County & City) revenue, not including new voter-approved revenue, **to inflation and population growth.**
 - **Excess revenue above this limit would be used to reduce property taxes.**
- Based on Colorado's TABOR bill, which was passed and then suspended in 2005
 - Colorado went down to #49 in national ed funding
 - Low-income kids without health insurance doubled
 - From 2001-06 Colorado employment grew by less than .5% while in neighboring states, employment grew by 9% (on average).

Initiative 1033 - Tim Eyman

- **Reduces State General Fund revenues by an estimated \$5.9 billion by 2015**
 - Cuts to education, social, health and environmental services
 - 41% of the General Fund to K-12 that's \$2.4 billion – on top of the \$1.5 billion that was just slashed
- Source: State of Washington Office of Financial Management
- Estimated decrease for Counties: \$694 million
 - Estimate decrease for Cities \$2.1 billion
 - **Future budgets will be based on current 2009-11 budget with an unprecedented \$9.1 billion cuts**
 - HealthCare – cut 13.5%
 - Higher Ed – Cut by 13%
 - K-12 Ed: cut by 5.3% -- COLA and I728 funds

General Fund Revenue Sources



Misc. includes: Cigarette, estate, public utility taxes, etc., plus Timber and Lottery Revenues.



Initiative 1033 - Tim Eyman

- **WA State PTSA endorses a “No” Vote on I-1033**
 - Seattle Council PTSA, WEA, WA School Board Directors, League of Education Voters, etc. associations
 - WA State Hospital Association, AARP of WA, etc.
 - Over 210 business, labor organizations, local leaders endorse “No on 1033”
- Make a PTA donation to the campaign
- Sign up for updates and help the campaign go viral
 - More information go to: www.no1033.com
- **Sign-up for a phone Bank**
 - Thursday 10/22 6-9pm – sign up sheets in the back

SCPTSA Resolution for a NO on Initiative 1033



- A **RESOLUTION** of the Seattle Council PTSA General Membership, PTSA 6.15, Seattle , Washington against Initiative 1033.
- **WHEREAS**, Initiative 1033 would establish new limits on the growth in Washington State general fund revenues, of which approximately 42 percent currently supports K-12 education; and
- **WHEREAS**, Initiative 1033 will reduce state revenue by an estimated \$5.9 billion by 2015 (as estimated by the Office of Financial Management), and thereby further erode K-12 funding by an estimated \$2.4 billion in the State of Washington; and
- **WHEREAS**, Initiative 1033 is on the ballot in a year when the Washington Legislature reduced funding for K-12 public schools by \$1.5 billion, cuts that have negatively impacted our local schools, staff and students; and
- **WHEREAS**, Initiative 1033 will lock in the current budget cuts for years and likely force further cuts to public services resulting in additional job losses, more hard times for Washington families and a longer delay before our economy recovers; and
- **WHEREAS**, Initiative 1033 will likely prevent the State from making progress towards revamping the State’s K-12 education finance system by revising the way the State defines and pays for basic education; and
- **WHEREAS**, Initiative 1033 would clearly hurt the State’s efforts to promote student learning, achievement and school accountability, and
- **WHEREAS**, Initiative 1033 will undoubtedly have a devastating impact on K-12 education in our local community and in the State of Washington.
- **NOW THEREFORE, BE IT RESOLVED**, that the **Seattle Council General Membership PTSA I shall join with the Washington State PTA, Washington Education Association, Seattle Council PTSA Board, Shoreline PTA General Membership, and others, in opposing the passage of Initiative 1033 and endorse a “No-Vote on I-1033”**.

Washington State



Ed Funding and Seattle School Levies

Heidi@SeattleCouncilPTSA.org

September 29, 2009